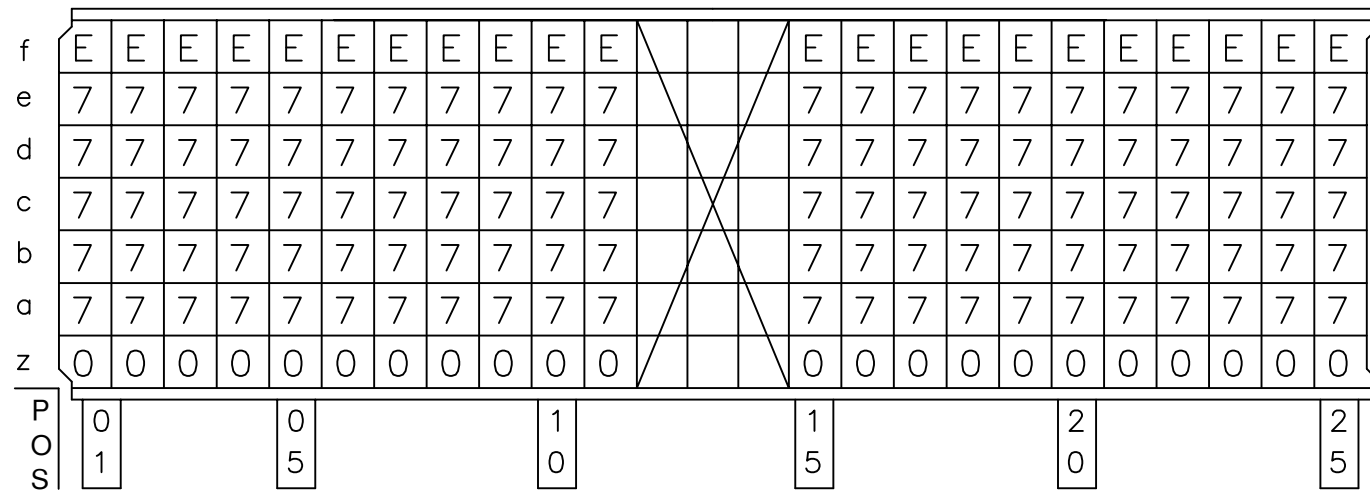
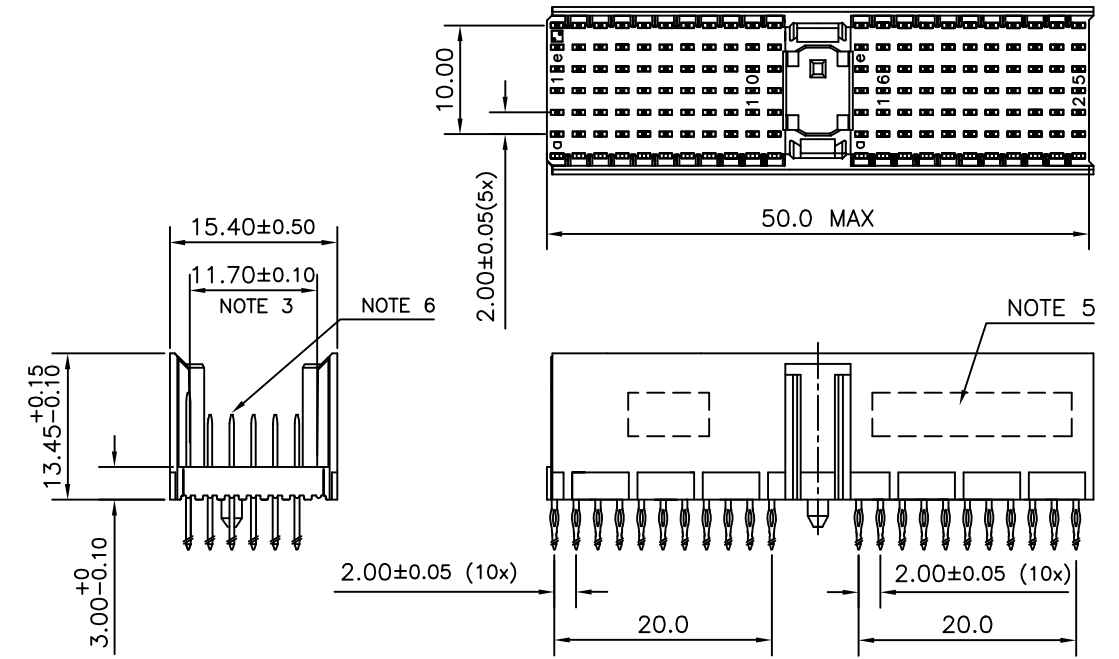


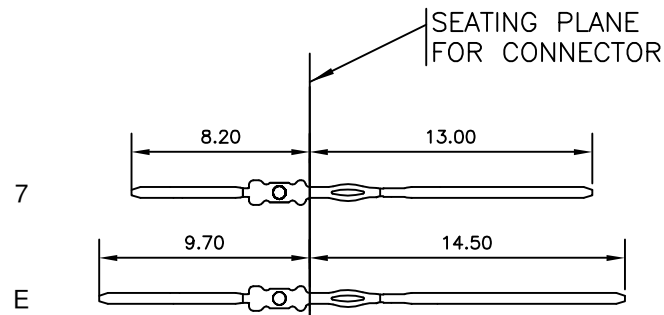
LOADING PATTERN MATING SIDE



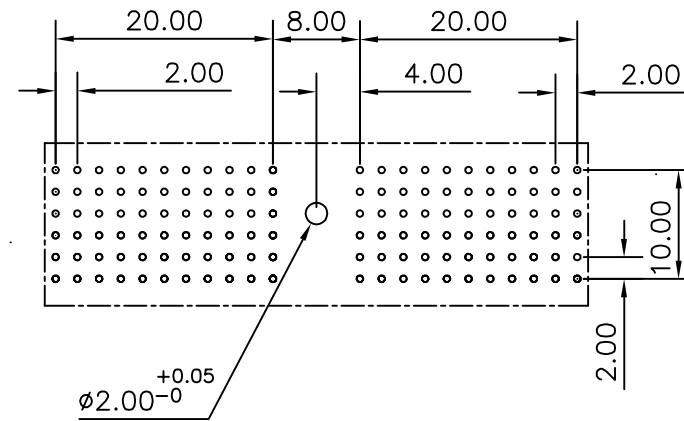
LOADED CONNECTOR ASSEMBLY (FOR EXAMPLE)



CONTACT OVERVIEW



LAY-OUT P.C.B.-HOLE



HM2P07PKW2G5

LEAD FREE INDICATOR : LF = LEAD FREE (DIGIT 15 & 16)

PLATING CODE (DIGIT 13 AND 14) (REF DRW NO. BS,C , 201844 , 003)

NOTES

- THIS PRODUCT IS CSA APPROVED.
- THIS PRODUCT IS UL RECOGNIZED.
- MEASURED AT THE BOTTOM.
- MATERIAL CONTACT: PHOSPHORBRONZE
HOUSING: CREAM WHITE GLASS FILLED POLYESTER UL-94V0
- CONNECTOR PRINTED WITH P/N AND DATE CODE.
- FOR ACTUAL CONTACT LOADINGS, SEE LOADING PATTERN MATING SIDE.
- SHAPE OF CONNECTOR HOUSING CAN ALTER DEPENDING ON PRODUCTION LOCATION
- THE PRODUCT (LF) MEETS EUROPEAN UNION DIRECTIVES AND OTHER COUNTRY REGULATIONS AS DESCRIBED IN GS-22-008
- FOR RECOMMENDED PTH DIMENSIONS REFER DRAWING : BS, A , 201572 , 001

CATALOG NO: HM2P07PKW2G5----

mat'l. code SEE NOTE 4		surface ISO 1302	tolerance ISO 406 ISO 1101	projection MM	product family MILLIPACS
ltr	ecn no	dr	date	tolerances unless otherwise specified	title
A	I03-0038	MKV	30/07/2003	angles linear .0±0.2	MPACS 5+2R STR HDR PF CONN TYPE A
B	I05-0182	MINI	03/10/2005	0°±1° .00±0.1	
C	I06-0077	MINI	22/06/2006	.000±.00X	
sheet index		revision sheet	C 1	dr engr chr appd	scale -
				MINI K VANDANATH BIJU K PAUL BIJU K PAUL BIJU K PAUL	30/07/2003 30/07/2003 22/06/2006 22/06/2006
					FCI
				dwg no	sheet 1 of 1 size
				BS, C ,203028, 065	A3
				type	Product Customer Drawing

FCI
FCIconnect.com

Copyright FCI