

## DB0603N 3dB 90° COUPLER 2017 MHz DB0603N2017ANTR

### RFAP TECHNOLOGY

The **DB0603N 3dB 90°** Coupler is based on thin-film multilayer technology. The technology provides a miniature part with excellent high frequency performance and rugged construction for reliable automatic assembly.

The RFAP LGA 3dB 90° Coupler will be offered in a variety of frequency bands compatible with various types of high frequency wireless systems.

### FEATURES:

- Miniature 0603 size
- Low I.Loss
- High Isolation
- Surface mountable
- RoHS Compliant
- Supplied on T&R

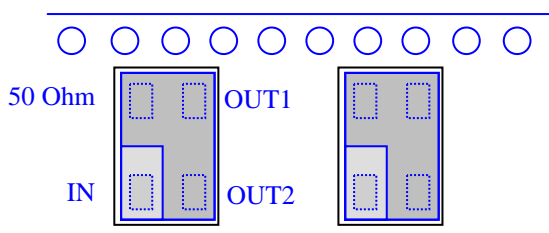
### Land Grid Array Advantages:

- Inherent Low Profile
- Self Alignment during Reflow
- Excellent Solderability
- Low Parasitics
- Better Heat Dissipation

### APPLICATIONS:

- Balanced Amplifiers and Signal Distribution in Wireless Communications

### ORIENTATION IN TAPE

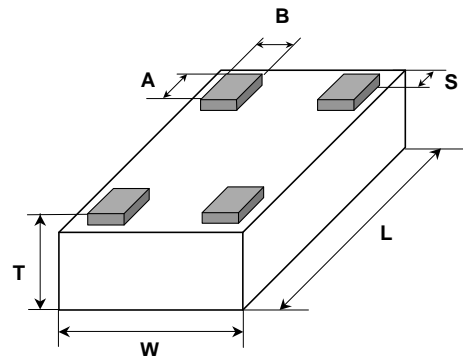


### ELECTRICAL PARAMETERS:

(Guaranteed over -40°C to +85°C Operating Temperature Range)

Parameter	Min.	Typ.	Max.	Unit
Frequency	2010		2025	MHz
Port Impedance		50		Ω
Return Loss	18	25		dB
Isolation	15	23		dB
Insertion Loss		0.3	0.4	dB
Amplitude Balance		0.5	0.8	dB
Phase Balance (relative to 90°)		2	3	Degree s
Power Handling			3	Watts

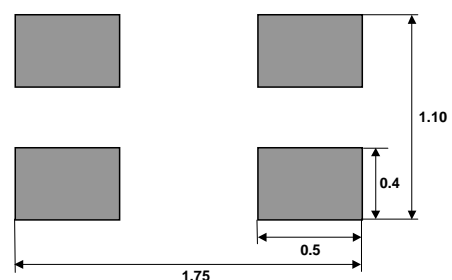
### DIMENSIONS - mm (inches) (Bottom View)



<b>L</b>	1.6±0.1 (0.063±0.004)
<b>W</b>	0.84±0.1 (0.033±0.004)
<b>T</b>	0.60±0.1 (0.024±0.004)

<b>A</b>	0.25±0.05 (0.01±0.002)
<b>B</b>	0.20±0.05 (0.008±0.002)
<b>S</b>	0.05±0.05 (0.002±0.002)

### RECOMMENDED PAD LAYOUT (mm)

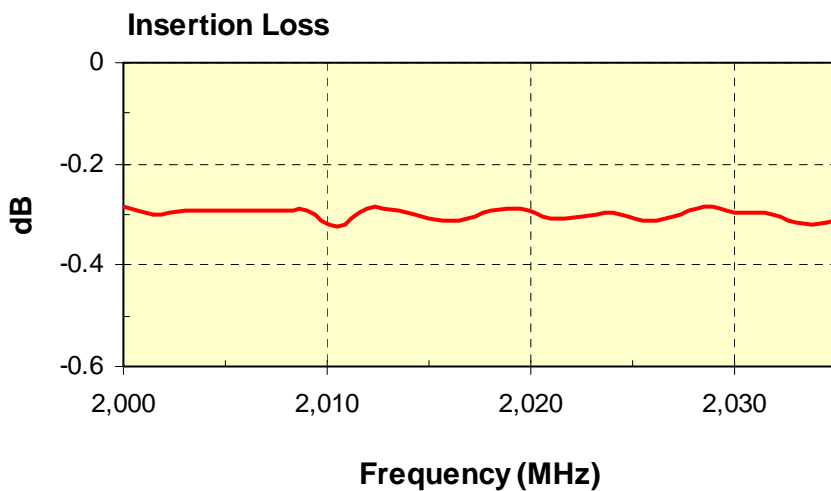
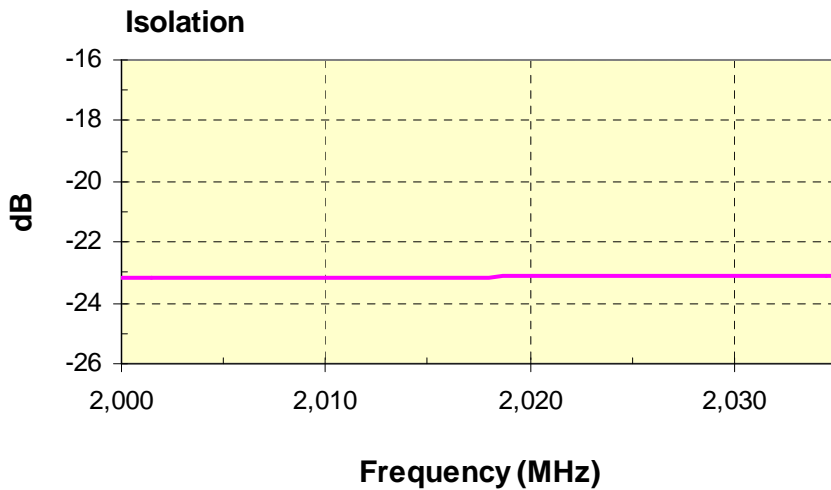
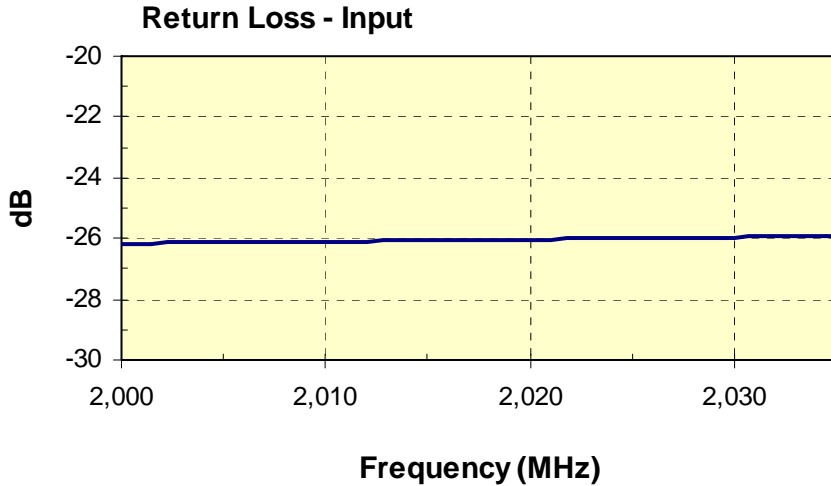




# PRODUCT SPECIFICATION



## Typical Performance: 2010 MHz to 2025 MHz





# PRODUCT SPECIFICATION

